



25576 Two Creeks, San Antonio, TX 78255

November 2017

Director's Corner...

Now that the excitement of the costumes and candy has passed, we are looking forward to the upcoming holiday season. We extend our most sincere gratitude for all of the contributions offered to make our Halloween celebrations as wonderful as they could be! From the yummy fruit trays to the cookies for decorating, to your time and participation in the fun, it all means so much to our program, and especially to all of the children. It is just another example of the village of love that surrounds our school and we could not be more thankful!

Please mark your calendars for December 2nd as we open our doors for the 2nd Annual Winter Wonderland. We hope you will join us for games, refreshments, pictures with Santa, and more! We cannot wait to see everyone and treat your family to an afternoon full of winter fun. If you have not done so already, please visit and "like" our Facebook Page (Children's Lighthouse at Two Creeks) for more information to come regarding the event as well as regular updates about many of the happenings each week at our school. We love to showcase the amazing learning and activities that take place in our classrooms each day and share many of the smiling faces that make this place one of the happiest around! Feel free to share the page with friends and family members near and far who want to keep up with all that your children are doing at school!

A reminder that we are a nut-free school, and aim to meet that goal in order to secure the safety of some of our children with life threatening allergies. With Halloween being so recent, as well as the fall season upon us, please take extra caution to ensure that candies with nuts are not accidentally placed in your child's backpack or coat pockets. Similarly, a quick check of those areas for any nuts plucked from trees offers an additional level of protection for all of our students. We appreciate your partnership in providing the safest environment possible!

Also with the fall season comes the need for extra layers for warmth. We strongly believe in the power of fresh air and aim to get outside on the playground each day, weather permitting. As the temperature cools, we encourage you to bring in anything that will help make your children more comfortable, including coats, gloves, and hats. We want to make sure that every child's items are returned to them at the end of each day, but ask for your assistance in labeling each item with first and last name, since many items look alike and sizes are similar. We have patiently waited many months for some cooler weather and are thrilled that it is here!

Lastly, as we spend the month of November learning about gratitude, we want each of you to know how thankful we are for sharing the most valuable part of your life with us. Children are the most precious gift, and seeing them blossom and grow each day is such a blessing. We will spend much of our Thanksgiving season filled with thanks to YOU!

Upcoming

*November 9th—last day of
Tiny Tykes soccer*

*November 20-22 NISD &
Boerne Schools closed for
Thanksgiving Break*

*November 23-24th Childrens
Lighthouse closed*

*December 2nd—Winter Won-
derland at Children's Light-
house 10:00am-noon*


In This Issue

- Directors Corner
- Innovations
- November C.A.R.E.S.
- After Schoolers
- Happy Thanksgiving

Hello Parents!



We are so excited that November is here and Thanksgiving is right around the corner! We will be focusing on Storybook Classics that we all know and love and rhymes that include the Eensy, Weensy Spider, Pat-a-Cake, Little Miss Muffet and Little Red Wagon. Expect to see tons of fall themed art projects along with a book made from the Infant II classroom and, since it is Turkey Day this month we will be having a small Thanksgiving meal with all of our friends. Mark your calendars for December 2nd and join us for our Winer Wonderland!



Congratulations to Ms. Marisa for being our Teacher of the Month for November! This is such a well-deserved honor for a teacher who offers such a boost in all of our classrooms. Whether she is singing songs with our infants or using silly character voices during story time with our preschoolers, she is always a welcomed face in all of our classrooms! We are so thankful for Ms. Marisa's helpful spirit and willingness to assist wherever needed. Having such a positive leader for her students sets a great example and foundation for their time at school. Currently, Ms. Marisa spends most of her days with the lucky students in Room 7, but we are sure that you have seen her friendly face in the hallways and in other classrooms as well. Congratulations to Ms. Marisa for all of her hard work and dedication!



INNOVATIONS

Infant I, II & III

Theme: Storybook Classics

Color: Brown

Shape: Rectangle

Spanish: Brown / Marron

Book:: Clifford the Big Red Dog


Brown Bear, Brown Bear

Rhyme/Finger Play: Little Miss Muffet

Baby Sign: Sad/Cry



Tips for Reading to Your Infant



□ In the beginning, don't read. Point! Name objects while you point to pictures on the page. Reading pictures is an important pre-reading skill that you child will perfect first. Later, your child will realize that the meaning is in the words and the pictures illustrate the meaning.

□ Put life into your reading. Vary your voice tone. Give voices to different pictures and characters. Have fun!

□ Start with easy-to-read, bright, and simple picture books. In most cases, you needn't bother with the text until your child can sit through looking at the pictures of the whole book. Then, abbreviate the text, keep it simple, and move quickly to keep your child's interest.

□ Move your finger across the page to show that reading is taking place. This helps your child learn left-to-right progression – a key pre-reading skill.

□ Point out familiar things first. Eyes, animals, mother, daddy, baby, car, and other things that are familiar will keep your child's attention. Then, gradually add unfamiliar pictures and words as you read the book again. Don't stay on one page too long, four seconds is about long enough for very young children. Initially, limit your reading to one page at a time. But over time, start to connect one page with the next so your child will see the relationship between characters or objects on subsequent pages.

□ Start with books that can be used for different purposes. For example, if a book tells a story about animals, use the book to explore the different sounds animals make as well as to tell the story.

When you don't feel like reading to your child, remember that many requests for story time are really requests for holding, cuddling, and getting reconnected emotionally. In this situation, pick a very familiar book and let your child read to you. Your child will get the holding he or she needs, and you will marvel at how rapidly your child's pre-reading skills are growing. How much time is enough? This question plagues many working parents who wonder if the time they spend with their child is enough. Start by spending 10 or 15 minutes a day reading and looking at books with your baby. Then, as he or she grows, add 5 minutes every 6 months until you are reading to your child at least 30 minutes a day. But don't worry about the time. If you can't find 30 minutes, grab 5 minutes here and 10 minutes there to add up to a half hour a day. Don't forget nursery rhymes and finger plays are reading activities. Use these childhood traditions as springboards to create your own rhyme memories with your child.

Toddlers, Gobble, Gobble!

Room 4

Theme: Storybook Classics

Color: Brown

Shape: Rectangle

Spanish: Brown - marron

Music & Movement:

"Old MacDonald Had a Farm"

Fun Stuff: Making Stone Soup!

Mark your calendar...Tuesday

November 22nd Thanksgiving

Party



CARES

Rooms 5–APK

Themes: Thanksgiving

Native Americans

Forest Animals

Trees, Leaves & Corn

Character Value: Gratitude



Room 7

We are going to review shapes and fall colors, discuss positions (over/under), sizes (small, medium, large) and learn about foxes and bears oh my! We will explore the depths of a pumpkin to see what is inside those orange things that happen to be everywhere right now and, remember what we are thankful for during this wonderful time of year.

Room 5

With the leaves beginning to change colors we are talking about Fall and what all the forest animals are doing at this time our the year. We will also be discussing Thanksgiving and using our manners by “thank you” along with all the yummy food we will be eating. Since Thanksgiving is all about family we would like for you to share with us a family picture that we could post in our classroom. Our Thanksgiving party will be November 22nd, watch our door for details.




Room 6

A few things we are going to be doing this month...

- * Making a texture book
- * Going on a shape hunt
- * Playing Corduroy’s Button Bingo
- * Making Thanksgiving place mats and,
- * Talking about what we are Thankful for.

It's Turkey Time! We are going to be learning all about Thanksgiving and talk about the many things we are thankful for but, more importantly we will be having a Thanksgiving feast on the 22nd!



Room 10

Ready to fall into November? Room 10 is as we focus on forest animals, leaves, trees and corn! Our artist that we will be learning about is the great Andy Warhol! Some dates to save are Friday, November 17th for our

"Friendsgiving" and then on November 22nd we are going to have pizza and a movie day ("Free Birds")!

In November we will be adding three new sight words to our list; to, on & up. Please continue to practice our other sight words as practice

makes perfect!

Everyone should have received an email to set up their ABC Mouse account to use at home. If you are having any difficulties please stop by to see us.

Have a safe and Happy Thanksgiving!



After Schoolers

Join us for some turkey trotting fun during the break!

Monday, November 20—Laser Tag

Tuesday, November 21 - Magik Theatre “The Best Christmas Pageant Ever!”

Wednesday, November 22 - Movie and Pajama Day!

