



Lighthouse Beacon

July 2024



Director's Corner

Happy July! We are having a great summer, staying busy, and trying to beat the heat. Thank you for all the popsicle donations! They make splash days extra special.

August is quickly approaching, and we are very excited about the upcoming school year! We are getting ready for Meet the Teacher/Open House Night, and we are excited to discuss classroom expectations, new curriculum, and answer any questions you may have about your child's new classroom. Check your email for time and date information on this event. In anticipation of the start of the school year, we will also bill curriculum fees. These fees are based on fall classroom placement and are due by August 12th. We are so happy to have your family with us for another fun filled school year.

- Brandi Cannon



- Reagan O. 7/1
- Emily E. 7/2
- Aria E. 7/2
- Bella D. 7/3
- Mikayla C. 7/5
- Cloe C. 7/8
- Natalia M. 7/8
- Colin S. 7/10
- Cooper H. 7/10
- Akemi B. 7/11
- Joseph H. 7/13
- Olivia G. 7/16
- Adelaide B. 7/17
- Caleb C. 7/19
- Quinn G. 7/20
- Bradley D. 7/24
- Case J. 7/24
- Maverick M. 7/25
- Greyer F. 7/26
- Dozie E. 7/27
- Madelyn M. 7/28
- Jacob H. 7/28

Kitchen Manager Day!

On July 22nd please join us in celebrating Ms. Sharon!

Ms. Sharon will be celebrating 13 years with us here at Children's Lighthouse of Stone Oak and she is one of most loved team members.

If you would like to participate in any way, Ms Sharon's favorite's list is available at the front desk.



Curriculum Fees Due

Fall is right around the corner! All Curriculum Fees are due by Monday, August 12, 2024.

We are collecting Curriculum Fees and beginning to purchase items for the upcoming school year. Payment of this fee guarantees your child a spot on our fall classroom rosters!

Infants/Toddlers/Schoolers - \$150

2's, 3's, 4's - \$225

Private Kindergarten - \$250



We are celebrating CHRISTMAS IN JULY on July 25th. We are looking for a way to beat the Texas heat and thought that we might encourage some cooler weather by participating in some off-season holiday crafts and activities.

Keep an eye on your child's Tadpoles report for more details.



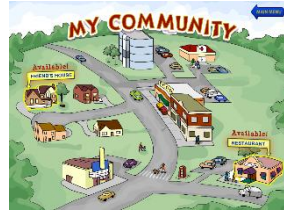


Below is a breakdown of our infant and toddler monthly focus. To continue the extension of learning at home you can practice using the sign language word and point out the colors and shapes in your child's world.

Rooms 1, 2, & 3




Theme: My Community
Sign: Hot
Shape: Star
Song: Fireworks Song
Color: Red, White, and Blue
Finger Play: I Was Walking




Room 4

Theme: My Community
Sign: Hot
Shape: Star
Song: Fireworks Song
Color: Red, White, and Blue
Finger Play: I Was Walking



This summer we will follow our friends from Sesame Street as they go on adventures and learn some valuable lessons. Our CARES classrooms will focus on a different Sesame Street character book each week and engage in fun theme related activities and projects.

Rooms 5-8



Summer is here and we are ready to roll out our eXSTREAM Summer Adventure curriculum. Each week our campers will explore a new theme and participate in hands on, and STREAM based activities.

Rooms 9 and 10



Craft Stick Octopus



Material:

- Colored Craft Sticks
- White Beads
- Wiggly Eyes
- Foam
- Canvas
- Paint
- Paint Brushes

Instructions:

- Paint a canvas blue.
- Trace something round, like a cup, to create a perfect circle out of foam.
- Cut the circles out of foam. We used 3 colors to make 3 different octopuses!
- Glue 4 colored craft sticks to one another to make a star shape. Start by making a plus sign, then add 2 more diagonally to fill in the gaps.
- Glue the matching color foam circle to the craft sticks, then add wiggly eyes and a smile!
- Glue white beads to each of your octopus's arms to create its "suckers". Fun fact, octopus do have arms, not tentacles, and yes, suckers is the technical term!
- Repeat these steps with your other colored craft sticks and foam to create more octopuses.
- Glue your octopus' pals to the canvas.
- Use paint to decorate the ocean with waves and bubbles!
- Your ocean of octopuses is now complete!