



CHILDRENS LIGHTHOUSE AT HOME WEEKLY ACTIVITY PLANS



Toddler: 12 – 24 Months

Theme: My Family

Week 8



CHILDRENS LIGHTHOUSE AT HOME

WEEKLY ACTIVITY PLANS





My Family

Title	Supplies Needed	Activity Steps
Handprint Tree	Construction paper (brown and green), paint, glue, scissors, marker	Supervising adult: cut out leaf shapes and tree trunk and write the name of each member of the family on a leaf. Dip your child's hand in paint and use their handprint to make a tree on the construction paper (see photo). Have your child glue the leaves to create a family tree.
Shapes and Colors	Shapes and Colors activity page, scissors	Print the "Shapes and Colors" activity page. Point to each shape and ask, "What color is this?" and "What shape is this?" Extension: Supervising adult: cut out each shape, place each shape on a table, then have your toddler see if they can match the shapes. Discuss with your toddler what each shape is and what color it is. Discuss that a triangle has three sides, a circle is round, and a square has 4 equal sides.
Family	"Family" Song activity page, paper, crayons	Print the "Family" Song activity page. Sing the song with your child. Together make a card for a family member(s) and mail it to them. Extension: Show pictures of family members and discuss their attributes (Grandma has blue eyes, Uncle has brown hair, etc.). Let your child draw their favorite family member(s) with those attributes.
Boxed Art	Cardboard box (large enough for child to fit in), crayons	Allow your child to explore the box. Encourage him/her to use crayons to color the box inside and outside. Ask questions like, "What are you drawing? Who is in the box?"
Movement Cards	Movement Cards activity page, scissors	Print the Movement Cards activity page. Supervising adult: cut out each card and flip them over facing down. Have your toddler flip the card over and "act" out the card until all cards have been flipped over facing up.

Handprint Tree



Shapes and Colors





CHILDRENS LIGHTHOUSE AT HOME WEEKLY ACTIVITY PLANS

“Family” Song

Sing the song to the tune
“I’m a Little Teapot.”

May substitute Grandma, Grandpa, Aunt,
or Uncle for any other family member.

“Family”

I have a special Grandma; I like to see.
I love her and she loves me.
When I go to see her, we have fun,
From early morning ‘til the day is done.

I have a special Grandpa; I like to see.
I love him and he loves me.
When I go to see him, we have fun,
From early morning ‘til the day is done.

I have a special Aunt; I like to see.
I love her and she loves me.
When I go to see her, we have fun,
From early morning ‘til the day is done.


I have a special Uncle; I like to see.
I love him and he loves me.
When I go to see him, we have fun,
From early morning ‘til the day is done.

Boxed Art




Movement Cards


**Wiggle like
a Worm**



**March like
an Ant**



**Flutter like
a Butterfly**



**Crawl like a
Caterpillar**

