



# CHILDRENS LIGHTHOUSE AT HOME WEEKLY ACTIVITY PLANS



**Toddler: 12 – 24 Months**

**Theme: Red, White and Blue**

**Week 12**

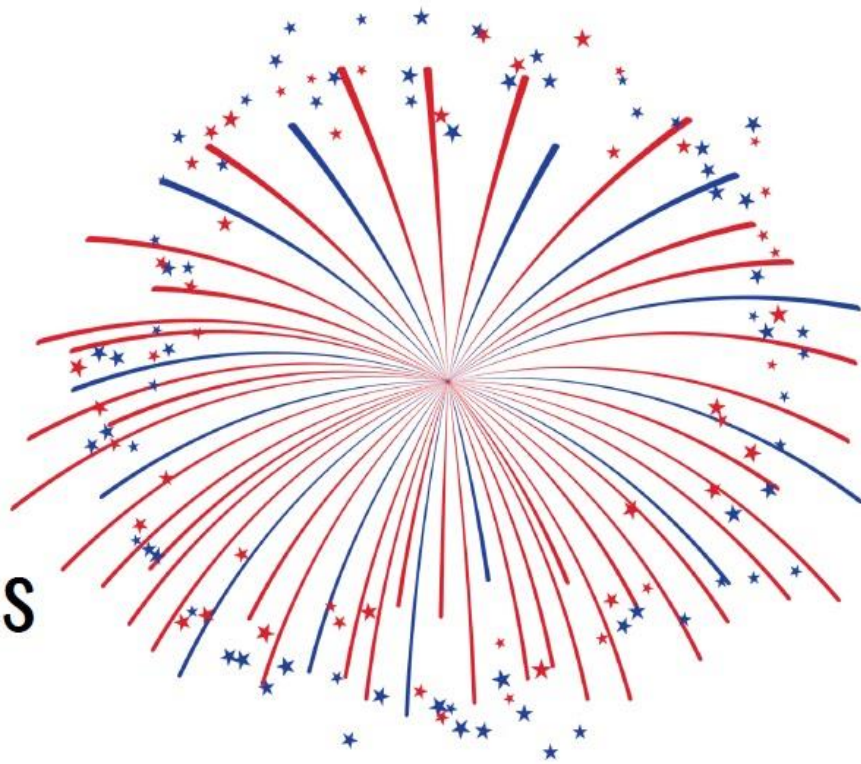
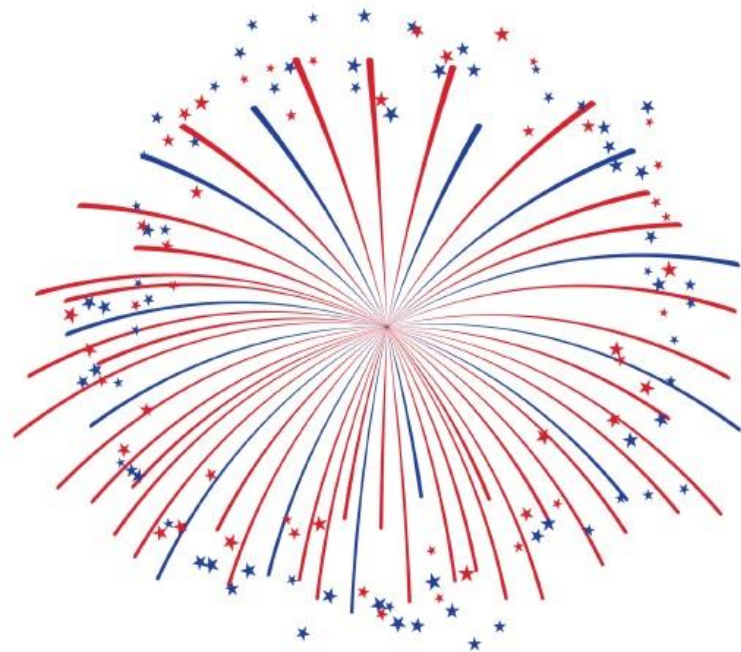


# CHILDRENS LIGHTHOUSE AT HOME

## WEEKLY ACTIVITY PLANS


Title	Supplies Needed	Activity Steps
Handprint Fireworks	Handprint Fireworks activity page, blue tempera paint, paint brushes	Print the Handprint Fireworks activity page. Paint hands with blue paint. Gently place painted hands over the fireworks. Let dry!
Red, White, and Blue Wreath	Paper plate, construction paper (red, white, and blue), scissors, glue; Alternate: color the star templates and glue them to the plate.	Have an adult cut the center out of the paper plate to leave a round "donut" shape. Cut out stars on the construction paper or use the star templates to trace and cut out red, white, and blue stars. Place glue dots on the paper plate and have your toddler glue the stars on the paper plate. Alternate: color the star templates and glue them to the plate.
Uncle Sam's Hat Coloring Page	Uncle Sam's Hat Coloring Page activity page, crayons (red and blue)	Print the Uncle Sam's Hat Coloring Page. Color the hat red and blue.
Shapes and Colors	Shapes and Colors activity page, scissors	Print the Shapes and Colors activity page. Point to each shape and ask, "What color is this?" You can also point to each shape and ask, "What shape is this?" Extension: Cut out each shape, then place each shape on a table. Have your toddler see if they can match the shapes together. Discuss with your toddler what each shape is and what color it is.
Red, White and Blue Shaving Cream	A shallow container, shaving cream (not gel), red and blue food coloring	Fill container with shaving cream in 3 lines. Add a few drops of red and blue food coloring to end up with red, white, and blue shaving cream. Let your toddler play by using their hands to mix the food coloring and the shaving cream together.
Patriotic Puzzles	Patriotic Puzzles Pieces activity page, Patriotic Puzzles Template activity page, scissors	Print the Patriotic Puzzles Pieces activity page and cut each puzzle in half. Print the Patriotic Puzzles Template. Place the puzzles pieces on a table and have your toddler put the two puzzles together. Discuss the attributes of each puzzle to help them identify which piece goes where.

# Handprint Fireworks



Fireworks, Fireworks  
up in the sky!  
Red, White and Blue  
for the 4th of July!

# Red, White and Blue Wreath




# Uncle Sam's Hat Coloring Page





# Shapes and Colors



# Red, White and Blue Shaving Cream



# Patriotic Puzzles Pieces



# Patriotic Puzzles Template

