



CHILDRENS LIGHTHOUSE AT HOME WEEKLY ACTIVITY PLANS



Preschool: 4 – 5 Years

Theme: 3-2-1 Blast Off - Astronomy

Week 8

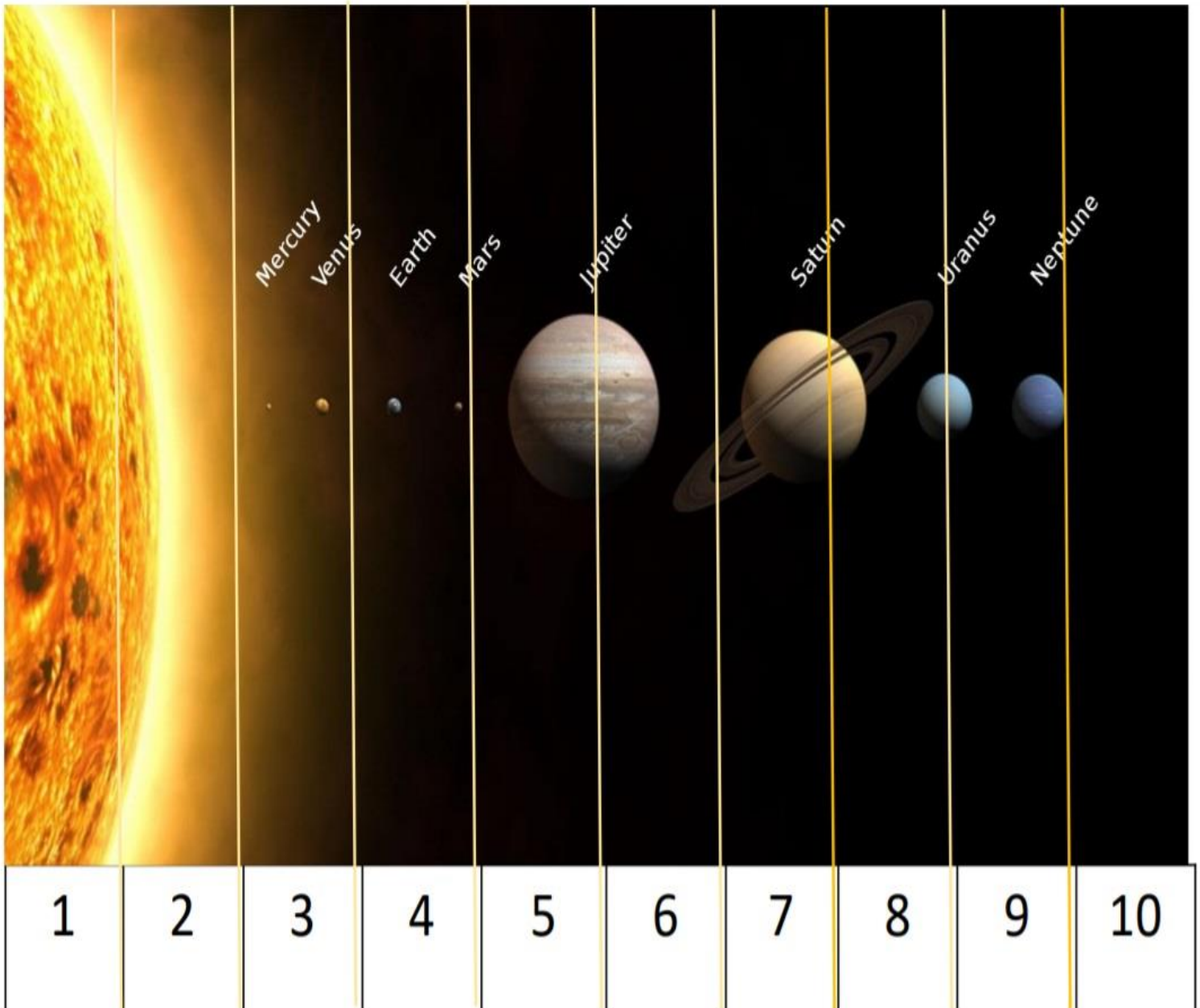


CHILDRENS LIGHTHOUSE AT HOME

WEEKLY ACTIVITY PLANS

Title	Supplies Needed	Activity Steps
Solar System Puzzle	Solar System Puzzle activity page, child safety scissors	Visit: Our Solar System to watch a short video. Print the Solar System Puzzle activity page. Examine the puzzle first and discuss each planet and the order the planets are from the sun. With parent supervision child can cut out each strip 1-10. Spread each strip on a table. Have your child put the puzzle back together. Children can either use the numbers on the bottom 1-10 or try to put the puzzle back together based off the order of the planets (you can cross off the numbers for added difficulty).
Outer Space Beginning Words	Outer Space Beginning Words activity pages, pencil	Print the Outer Space Beginning Words activity pages (3 pages). On the first page, have your child circle the letter that matches the beginning word of the picture. For pages 2 & 3, have your child write the letter that begins the word.
Rocketship Shapes	Rocketship Shapes activity pages, child safety scissors, glue, paper	Print the Rocketship Shapes activity pages. The first page shows what the rocket looks like when put together. With parent supervision, have your child cut out the shapes on the second page and glue each shape to form the rocket as shown. Discuss each shape and its attributes: A triangle has 3 sides, a rectangle has 4 sides that are not equal, etc.
Space Addition	Space Addition activity page, pencil	Print the Space Addition activity page. Have your child count and write the number under each picture set, then find the total by adding the two picture sets together and write the number.
Galaxy Slime	1 cup glitter glue, 1 tablespoon baking soda, 2 tablespoons saline or contact lens solution	Pour the glitter glue into a large bowl. Add baking soda and solution. Use a fork to mix everything together. Dip your fingers in a little of the solution (this will help it not stick to your hands as much) and knead the slime until it fully forms. If it is still too sticky, add a small amount (a teaspoon at a time) of contact lens solution and knead again.
'S' is for Space	'S' is for Space activity page, pencil	Print the 'S' is for Space activity page. Have your child practice writing the letter 'S' and trace the words "Star" and "Space."
Space Colors	Space Colors activity page, crayons (yellow, blue, gray, black, red, green)	Print the Space Colors activity page. Have your child match the colors to the numbers and color the picture.
Space Spanish Words	Space Spanish Words activity page	Say each vocabulary word in English and Spanish, and have your child repeat the words.
Create Your Own Planet	Paper plate, various art supplies (paint, crayons, glitter, glue, buttons, ribbon, markers, stickers, etc.)	Watch: The Planets Song . Have your child create their own planet by decorating a paper plate. Discuss the features your child's planet will consist of. What is the name of the planet? Will it be big or small? Will it have a ring around it? Will it be bright or dark? Is it hot or cold? Post a picture of your planet on your Childrens Lighthouse school's Facebook page.

Solar System Puzzle



Outer Space Beginning Words



r w t



c s d




f p m



p l h




a t s



w s l

Outer Space Beginning Words



_ocket




_tar



_oon


Outer Space Beginning Words



_lanet




_stronaut



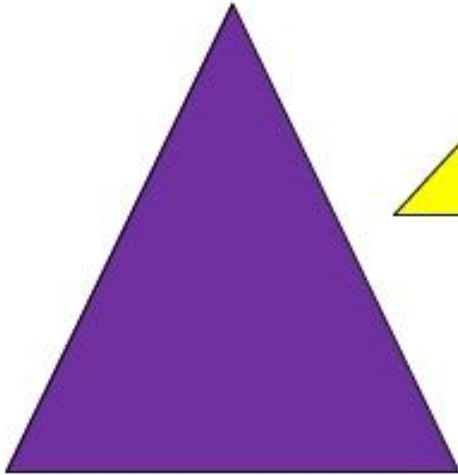


_un

Rocketship Shapes




Rocketship Shapes





Space Addition



Count and write the number under each picture set. Find the total and write the number after the = sign.



_____ + _____ = _____



_____ + _____ = _____


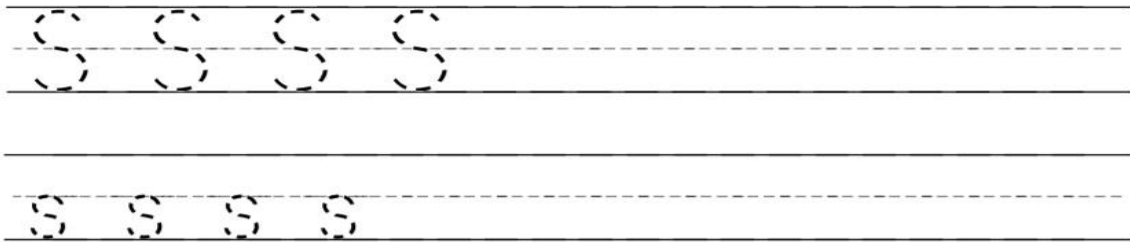


_____ + _____ = _____



Galaxy Slime



'S' is for Space



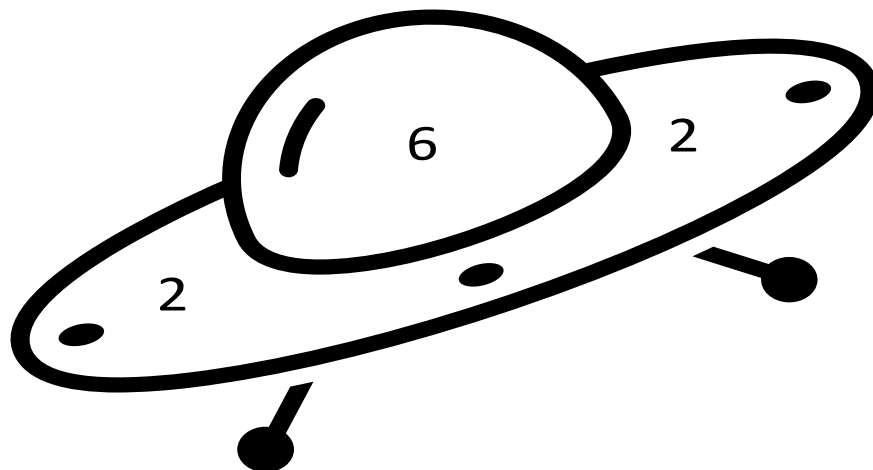

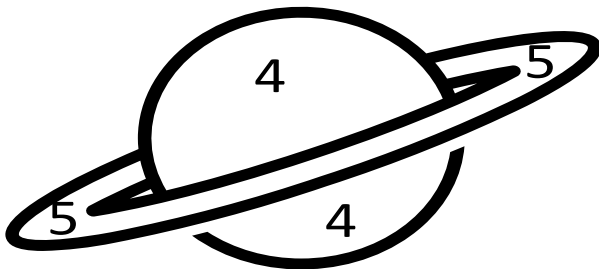


Star Star







Space Space

Space Colors

1 – Yellow 3 – Gray 5 – Red
2 – Blue 4 – Black 6 – Green



Space Spanish Words

Vocabulary Word		Spanish Vocabulary
Earth		<i>Tierra</i>
Astronaut		<i>El astronauta</i> <i>La astronauta</i>
Moon		<i>Luna</i>
Planet		<i>Planeta</i>

Create Your Own Planet

