



CHILDRENS LIGHTHOUSE AT HOME WEEKLY ACTIVITY PLANS



2 Years Old

Theme: Plants, Flowers, Ocean Animals

Week 7




CHILDRENS LIGHTHOUSE AT HOME

WEEKLY ACTIVITY PLANS

Title	Supplies Needed	Activity Steps
Memorial Day Wreath	Paper plate, construction paper (red, white, and blue), scissors, glue	Cut the center out of the paper plate to leave a round “donut” shape. Cut out construction paper stars. (Use the star on the activity page as a template.) Cut squares and/or strips out of the construction paper. Have your child glue the stars, squares, and/or strips on the paper plate.
Letter Review	Letter Review activity page, pencil	Print the Letter Review activity page. Ask your child, “Can you show me the letter A?” As your child points to the letter A, cross off the letter A. Continue until all letters have been successfully identified. Extension: Have your child circle the correct letter.
Heads or Tails?	Heads or Tails activity pages, scissors	Print the Heads or Tails activity pages. Cut out each fish card, then cut each card in half (along the line across each card). Spread the cards out on a table. Ask your child to find the matching heads and tails to create a fish. Extension: Mismatch the cards to make “wacky” new fish creations.
Ocean Words	Ocean Words activity page, pencil	Print the “Ocean Words” activity page. Have your child practice writing by tracing over the ocean words.
Little Flowers	Plastic forks, assorted paint colors on paper plates, green paint for stems	Help your child use the plastic forks to stamp out a number of tulips in assorted colors by placing the plastic fork in paint color of choice. Stamp the plastic fork on paper. Add stems with the green paint and/or paint brushes. After the picture is complete, sing the “Little Flowers” song together.
My Squares	My Squares activity page, pencil	Print the My Squares activity page. Help your child practice drawing squares.

Memorial Day Wreath



Letter Review





C I L G
U Y
K O V
B F
Z T D
P J X M
E R H S
N W Q A

Adult: Ask your child, "Can you show me the letter A?" As your child points to the letter A, cross off the letter A. Continue until all letters have been successfully identified.




Extension: Have your child circle the correct letter.

**A, B, C, D, E, F, G, H, I, J, K, L, M, N, O, P, Q, R,
S, T, U, V, W, X, Y, Z**

Heads or Tails p. 1



Heads or Tails p.2



Ocean Words



WHALE

PENGUIN



TUNA



“Little Flowers”



“Little Flowers” (Tune: “Are You Sleeping?”)

Little, flowers, little flowers, will you grow? Will you grow?
With a little water, with a little water, flowers grow! Flowers grow!
Little, flowers, little flowers, will you grow? Will you grow?
With a little sunshine, with a little sunshine, flowers grow! Flowers grow!



CHILDRENS LIGHTHOUSE AT HOME

WEEKLY ACTIVITY PLANS

My Squares

My Squares

