



CHILDRENS LIGHTHOUSE AT HOME WEEKLY ACTIVITY PLANS



2-3 Years Old

Theme: American Celebration

Week 12



CHILDRENS LIGHTHOUSE AT HOME


WEEKLY ACTIVITY PLANS

Title	Supplies Needed	Activity Steps
Handprint Firework	Red, white, and blue tempera paint, piece of construction paper, paintbrush	Paint hand with each color, one at a time. Help your child press their hand to the paper, making a circle with the prints. Repeat with each color. (See Handprint Firework activity page for a sample.)
Firework Shapes	Firework Shapes activity page, Firework Shapes Pieces activity page, scissors	Print the Firework Shapes and Firework Shapes Pieces activity pages. Cut out each shape from the piece's activity page. Help your child match each shape to the shape on the fireworks. Discuss each shape's attributes.
Yankee Doodle Hat	Red, white, and blue paper, pipe cleaners, stapler, tape or glue, scissors, Yankee Doodle Hat and Yankee Doodle Hat Stars Template activity pages. Optional: Feather	Cut a piece of paper in half lengthwise. Staple the ends together so that the circle fits your child's head. Use the stars template to trace and cut out red, white, and blue stars. Tape the stars to the pipe cleaners and then tape the pipe cleaners to the inside of the hat band. You can cut the pipe cleaners to different heights to make it look like "fireworks." Optional: Glue a feather to the hat. Print the Yankee Doodle Hat activity page and dance around singing the song.
Patriotic Counting	Patriotic Counting activity page, pencil	Print the Patriotic Counting activity page. Help your child count the number of items on each card, then circle the number that matches the number of items.
Drum Coloring Page	Drum Coloring Page activity page, crayons	Print the Drum Coloring Page. Have your child color the drum.
Trace the Stars	Trace the Stars activity page, writing utensil, crayons	Print the Trace the Stars activity page. Have your child trace the word "Star," then trace the star shapes and color them.
Uncle Sam's Hat	Uncle Sam's Hat activity page, red, blue, and yellow crayons	Print the Uncle Sam's Hat activity page. Help your child color the area using the key at the bottom of the page.
Cutting Skills	Cutting Skills activity page, child-safe scissors	Print the Cutting Skills activity page. Help your child cut along the dotted lines.
Handprint Flag	Blue construction paper, red and white tempera paint, paintbrush, star stickers, scissors (optional – large popsicle stick to attach flag to, glue, and ribbons)	Cut or tear the blue construction paper in half. Paint your child's fingers red and white, alternating each finger a different color. (You can also paint your child's palm blue.) Place the fingers on the construction paper as shown in the example. Have your child place the star stickers next to the fingers, or use white paint if you do not have stickers. Optional: Glue the "flag" to the popsicle stick and add ribbon for decoration.

Handprint Firework



Firework Shapes



Firework Shapes Pieces



Rectangle



Heart



Triangle



Star



Circle



Diamond



Oval



Square



Pentagon

Yankee Doodle Hat



(author unknown)

Yankee Doodle went to town
A-riding on a pony
He stuck a feather in his hat
And called it macaroni

Chorus:

Yankee Doodle, keep it up
Yankee Doodle dandy
Mind the music and the step
and with the girls be handy!

Father and I went down to camp
Along with Captain Gooding
And there we saw the men and boys
As thick as hasty pudding.


Chorus

And there was Captain Washington
And gentle folks about him
They say he's grown so tarnal proud
He will not ride without them.



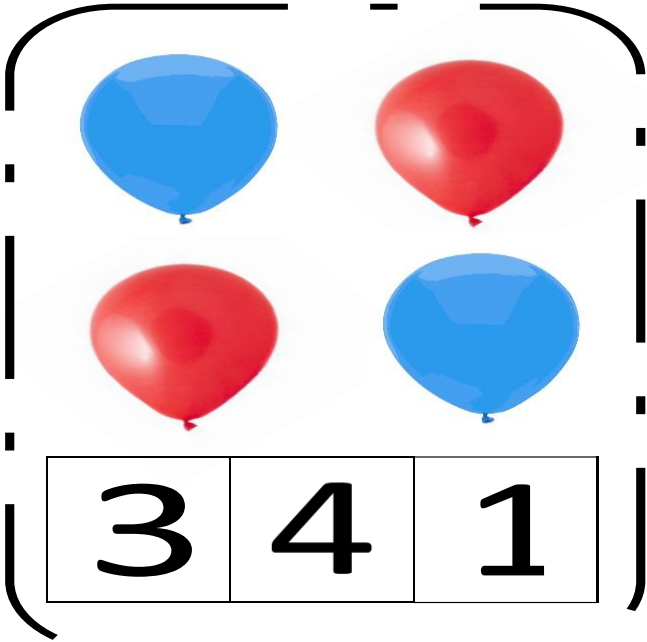
Chorus



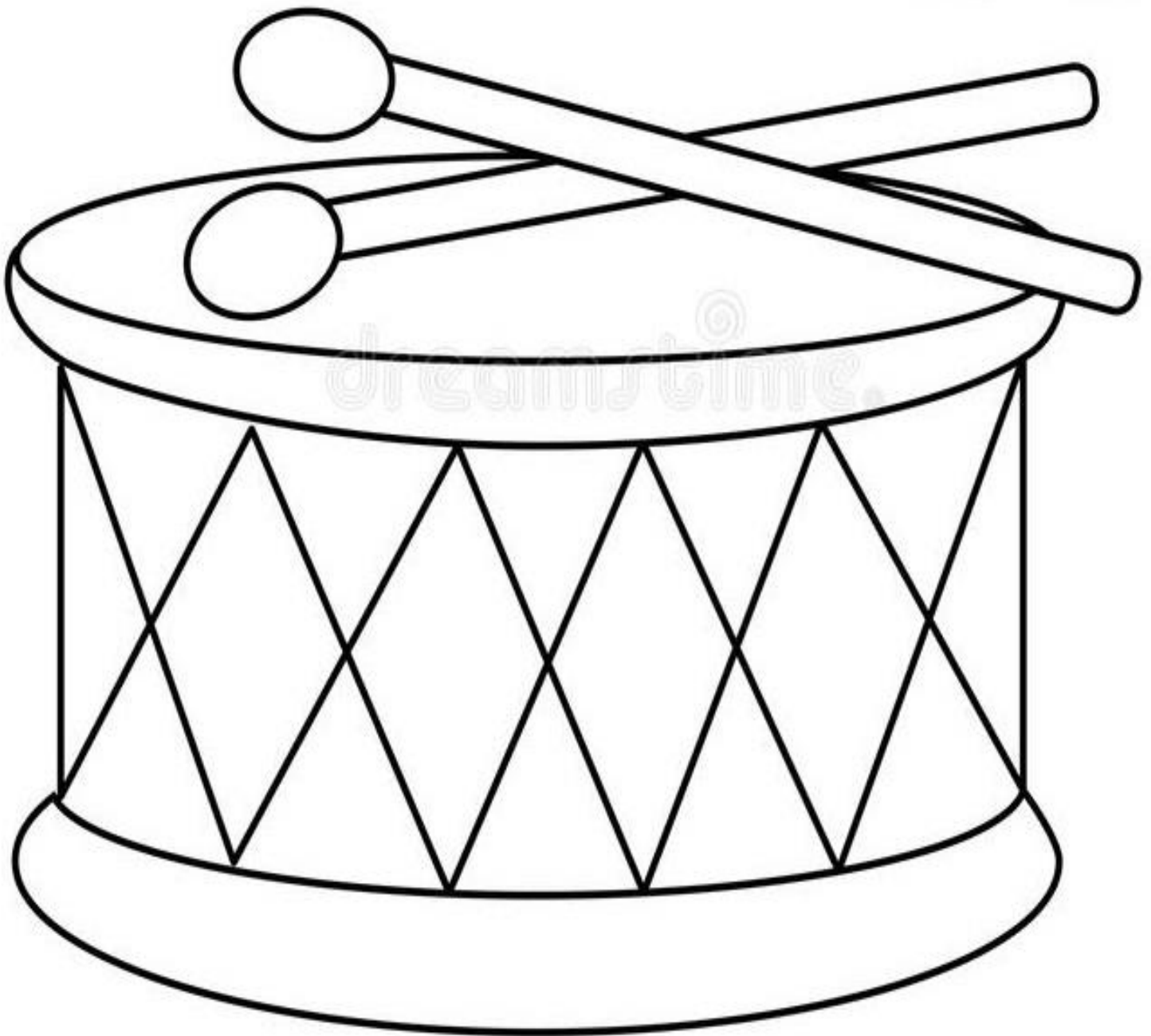
Yankee Doodle Hat Stars Template



Patriotic Counting




Drum Coloring Page

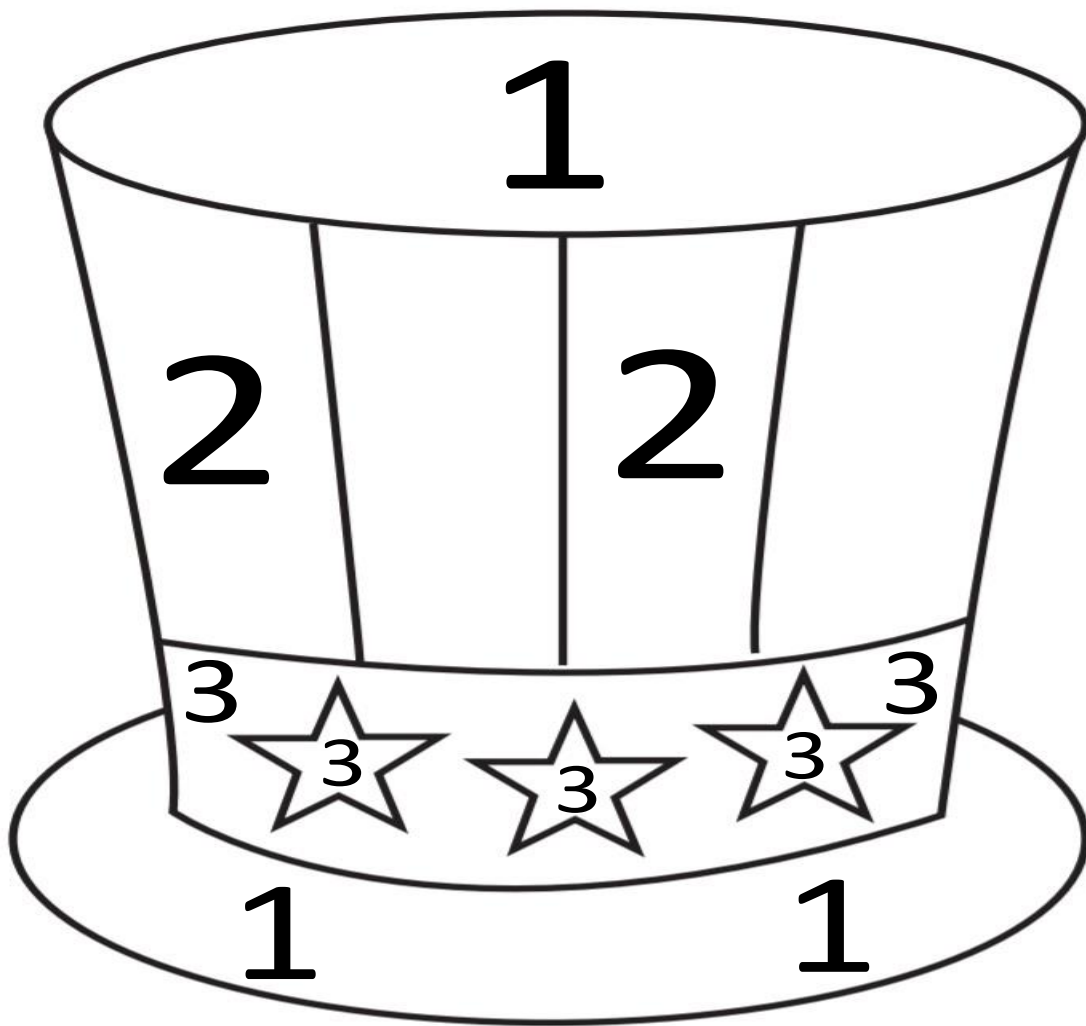


Trace the Stars

star



Uncle Sam's Hat



Color the number 1 RED

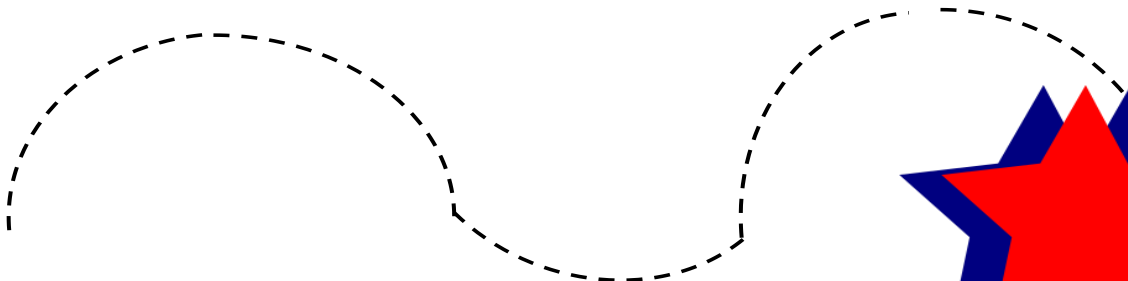
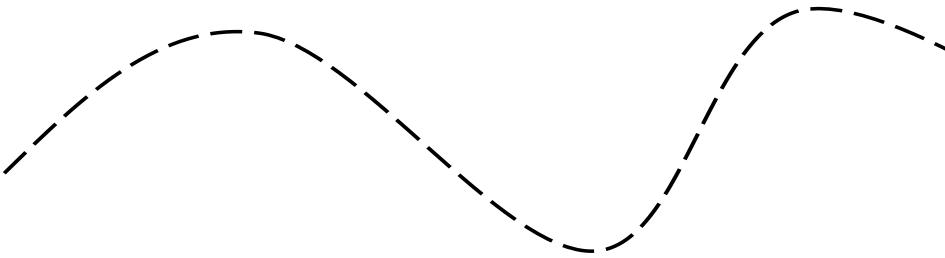


Color the number 2 BLUE



Color the number 3 YELLOW

Cutting Skills



Handprint Flag

