



CHILDRENS LIGHTHOUSE AT HOME WEEKLY ACTIVITY PLANS



2-3 Years Old

Theme: Things That Go

Week 11




CHILDRENS LIGHTHOUSE AT HOME

WEEKLY ACTIVITY PLANS

Title	Supplies Needed	Activity Steps
Land, Air, or Water?	Land, Air, Water Mat/Cards activity pages (2), scissors, glue (optional)	Print the Land, Air, Water Mat/Cards activity pages. Cut out the picture Cards. Help your child identify if the card goes in the Land, Air, or Water column. You can either glue the cards on the mat or simply place them on the mat.
Sailboat Shapes	Sailboat Shapes activity pages (2), scissors, glue, paper	Print the Sailboat Shapes activity pages (2). Cut out the individual shapes. Use the Sailboat Shapes Template as a guide to help your child glue the shapes on a piece of paper to create a sailboat.
Stop Light Colors	Stop Light Colors activity page, red, yellow, and green crayons	Print the Stop Light Colors activity page. Have your child color the circle with the number 1 red; the circle with the number 2 yellow; the circle with the number 3 green; the rest of the stop light any color your child wishes.
Hot Air Balloon Craft	Hot Air Balloon Craft activity page, various colors of construction paper, glue	Print the Hot Air Balloon Craft activity page. Have your child tear various colors of construction paper into pieces, then help your child glue the pieces of construction paper to the hot air balloon (as shown in the small picture on the activity page.)
Trucks, Trucks, Trucks	Trucks, Trucks, Trucks activity page, crayons	Print the Trucks, Trucks, Trucks activity page. Have your child color the trucks any color they want.
Transportation Puzzles	Transportation Puzzles activity pages (2), scissors	Print the Transportation Puzzles activity pages (2). Cut out each puzzle piece by cutting them in half (8 pieces). Place the puzzle pieces on a table. Help your child match the pieces together to complete each set. Discuss with your child the different types of transportation and whether they belong on land, in the air, or in the water.
Choo Choo Train	Choo Choo Train activity page, cotton balls and glue, or crayons/markers	Print the Choo Choo Train activity page. Help your child glue cotton balls on the circles; or have your child color each circle any color they choose.
Letters Tracing	Uppercase letters tracing activity page, pencil	Print the Uppercase Letters Tracing. Have your child practice tracing the letters.


Land, Air, or Water Mat



Land






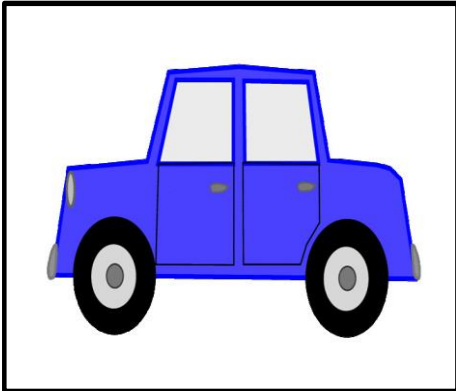


Air

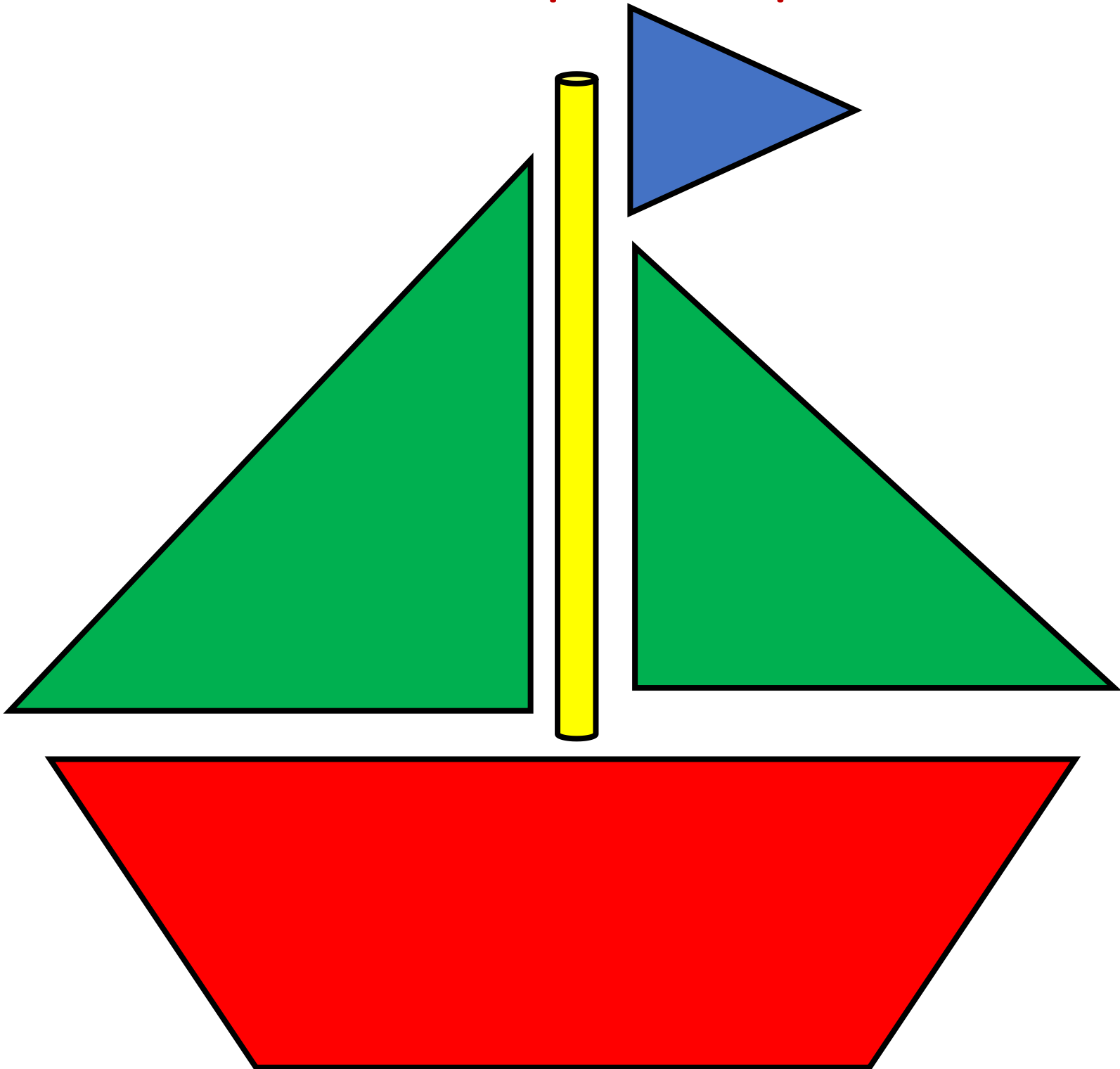


Water



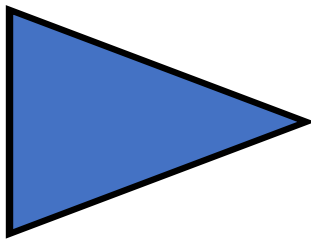

Land, Air, or Water Cards




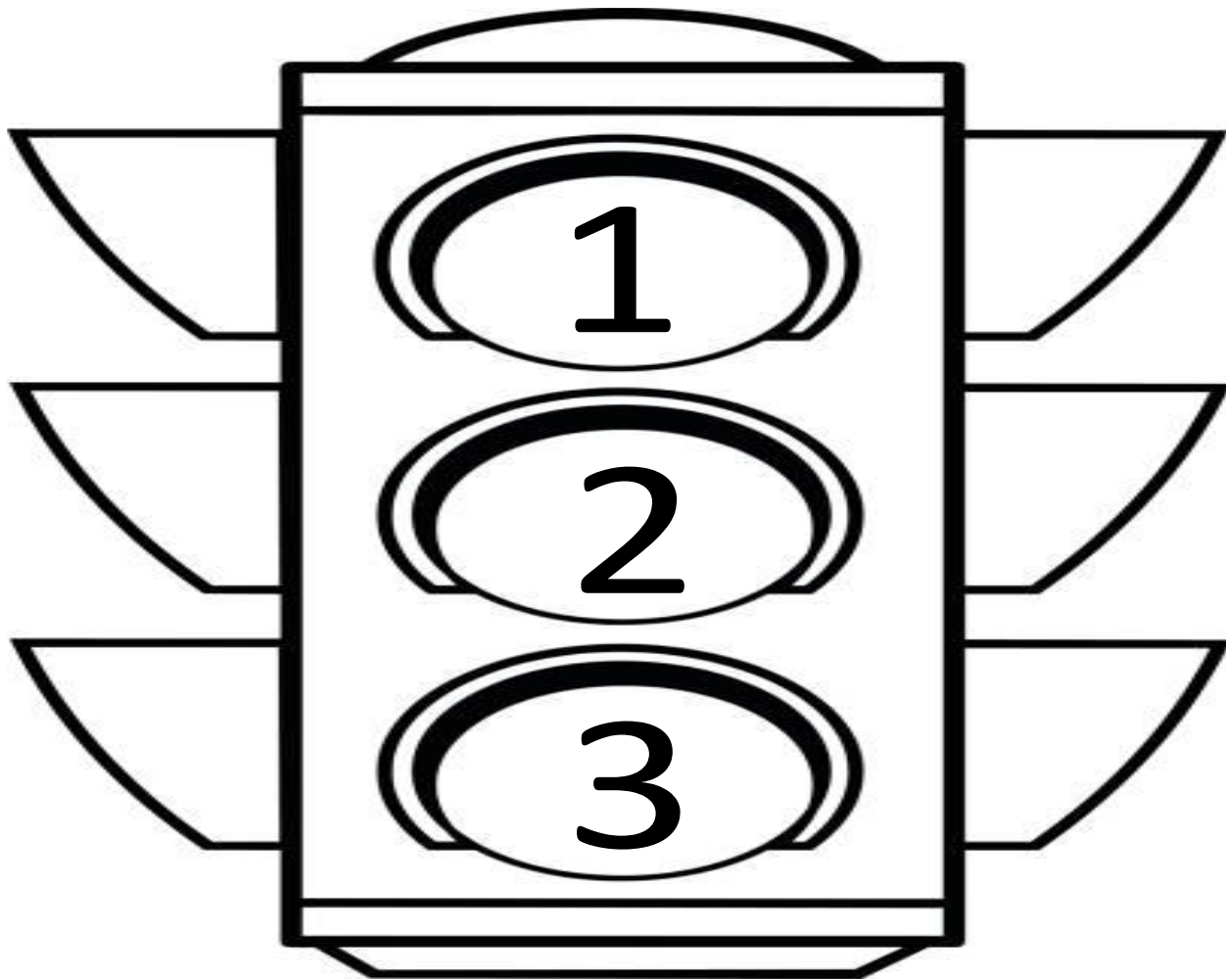
Sailboat Shapes Template



Sailboat Shapes



Stop Light Colors




Color the number 1 RED


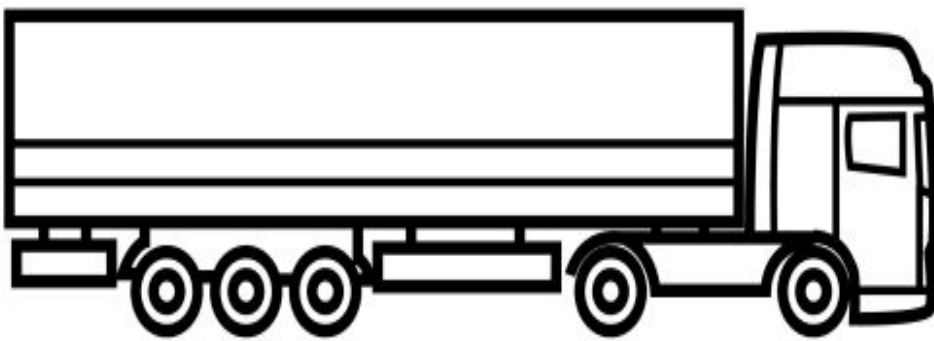


Color the number 2 YELLOW

Color the number 3 GREEN

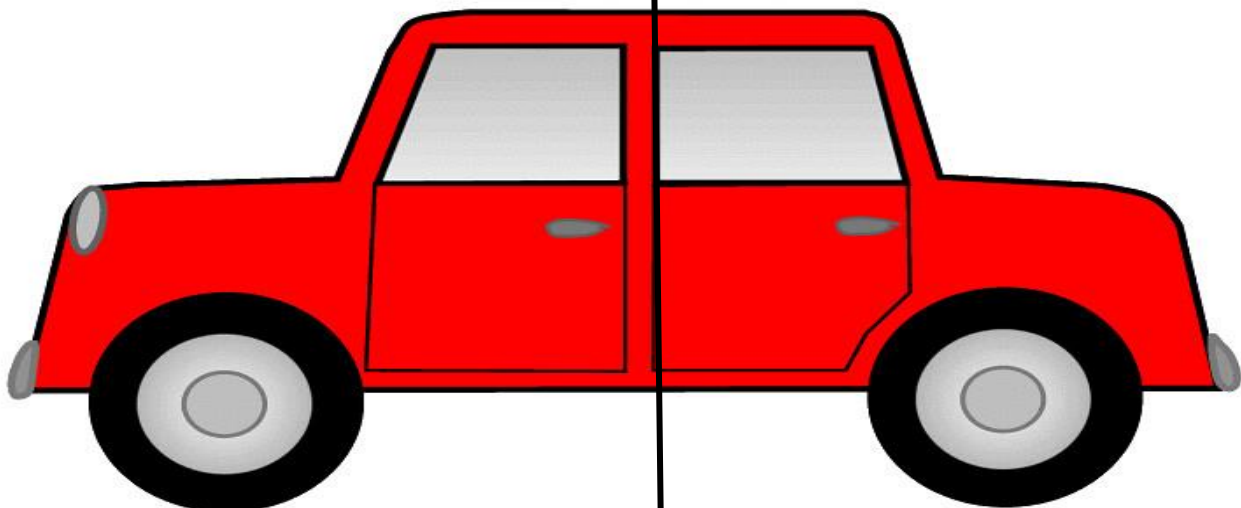

Hot Air Balloon Craft



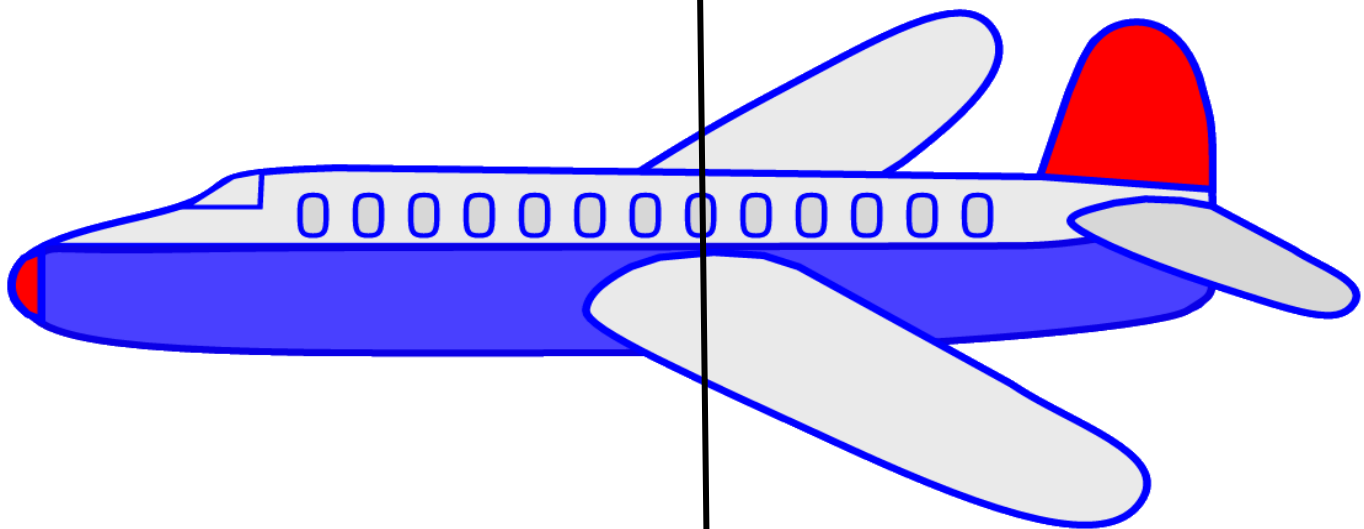

Trucks, Trucks, Trucks




Transportation Puzzles p.1



Transportation Puzzles p.2



Choo Choo Train



Uppercase Letters Tracing

