






BROADCAST LEARNING®



SETUP YOUR ACCOUNT TODAY!



HOW DO I GET STARTED?

- Step 1: Authorized family members can download our **FREE** mobile app! Search the app store for 'PB&J TV Family'.
- Step 2: The primary user should set their account up first by registering via the **New here? Sign Up** button on the bottom of the apps home screen!
- Step 3: After your account is approved by your school's administration (and once logged in), the primary user can now 'INVITE' additional family members within the App!

View Mobile and Online!



NEED ANY ASSISTANCE?

We LOVE connecting families! If you need any assistance with your viewing experience, please reach out to our Customer Success Team. We are standing by!

Family Support is available M-F, 8AM-8PM CST.



contact@pbnjtv.com



www.pbnj.tv



1-877-722-6358